

HAINES *Signature*™



2023
FACTORY
FITTED
OPTIONS



CRUISING FEATURES



Cabin sidepockets




Sunshade for bow (black only) (7885F only)




Porta Potti toilet



Under gunwale strip lighting



Recessed cockpit lighting (pair)



Wireless charging cradle for mobile phone



Rectangle table (removable) (620BRX only)



Handheld shower



Cabin door – sliding with lock



Round table (removable)




Electric troll motor pre-wire & mount (no motor fitment)



Underwater lighting (pair)



Deck lights – mounted on targa



Cabin led strip light



Live bait tank lights – blue

ELECTRICS

FISHING FEATURES



Outriggers (stainless steel)



Outriggers 4.5m Gunnel mount



Outriggers mounted to t-top




Tackle boxes in side box (x2) – fibreglass




Rod rack – suits 3 rods (stainless steel)



Bait prep board – fibreglass folding includes rod holders



A variety of live bait tank and deck wash options are available.



Winch kit – drum winch



Live bait tank & deck wash & forward live well

GENERAL CONVENIENCE & CONSTRUCTION



Hard top – fully enclosed with fixed side windows and centre roof hatch



Compass – binnacle mount



Cockpit coaming – upholstered



Keel guard (fibreglass)



Upgrade to enclosed windscreen for hard top (788SF only)



Windscreen wipers/washer combo



Hard top – second hard top hatch



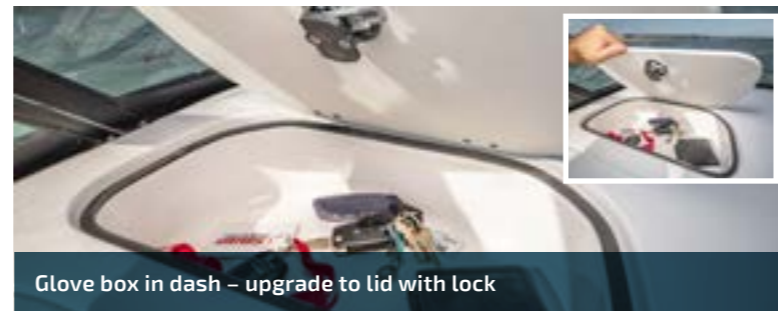
Rod locker – lockable incl upgrade to carpeted (dark grey only) (485SF only)



Hard top – FRP with aluminium support & rear flood light (red) (788SF only)



Hard top – stainless steel pull out bimini extension (680F only)



Glove box in dash – upgrade to lid with lock



Transom step with rails (pair) with ladder



Hard top – second rod rack with five rod holders



Gunwale extrusion (aluminium) (485SF only)



Alloy t-top with soft top & 6 rod rocket launcher – powder coated

Please refer to pages 14 to 19 for specific model options availability.


Please refer to pages 14 to 19 for specific model options availability.

GENERAL CONVENIENCE & CONSTRUCTION



-  Elite surf/wake rack
-  Elite kneeboard/wake rack
-  Elite ski rack
-  MAG swivel

Roswell – CAM RT tower (narrow); CAM RT sun top



640SFX




640SF Roswell Uni T added as option



Table triangle removable (640SFX only)

640SFX FEATURES



Seating- cushion- FWD casting platform extension



Bow lounge section backrests & cushions (640SFX badging)

HARDWARE FITTINGS




Steering wheel with knob (stainless steel)



Windscreen grab rail (stainless steel)



Targa – premium folding (stainless steel)



Bow rail – low profile



Bow eye L&R latch combo – trailer & boat

HARDWARE FITTINGS




Signature Phender Pro kit



Windscreen – upgrade to stainless steel support



Bow rail – split (pair)



Gas strut for hatch



Side rails – rear corner rails



Targa – fixed or folding (stainless steel) (dealer fitted bimini)



Cleat – extra pop up (pair)



Cleat – extra fold up (pair)



Windscreen poly with stainless steel support (485SF only)



Bow roller and pop up cleats (485SF only)



Grab handle – each (stainless steel)

SEATING & UPHOLSTERY



Bunk infill & cushion; Ceiling lining – full cabin



Stainless steel riser with esky below



FRP seat box riser with access hatch/tackle cupboard





Full rear face bench seat (620BRX only)



Leaning post with cushion (bow)



Cushion – forward casting platform



Aft lounge folding



Aft lounge drop down



Cushions – aft corner seating & back rest



THG bolster bucket seats



Extra rod storage on centre console (543SF only)

SEATING & UPHOLSTERY

SPORTS FEATURES



Ski pole with bait board




Black power coated stainless steel



Black windscreen frame

SIGNATURE STEALTH KIT

What's included in a Signature stealth kit:
 All fitted stainless steel rails and targa (if fitted) will be powder coated black; black windscreen frame; black navigation lights; gunwale rubber; and ski pole (if fitted).
 Please note: cleats, Phender Pro, anchor and inside grab rail are not powder coated.



Black power coated stainless steel



Black gunwale rubber



Black navigation light



Black powder coated ski pole



Bow tonneau



Ski pole



Please refer to pages 14 to 19 for specific model options availability.



Black powder coated stainless steel

Please refer to pages 14 to 19 for specific model options availability.

FACTORY FITTED OPTIONS	4855F-CC	4855F-SC	500F	525F	543F	5435F-CC	5435F-SC	545F	550BR	620BR	620BRX	620F	640C	640F	6405F-CC	6405F-SC	680F	7885F
0 = Optional - = N/A																		

CRUISING FEATURES

Cabin door – sliding with lock	-	-	-	-	-	-	-	-	-	-	-	0	-	-	-	-	-	-
Cabin sidepockets	-	-	-	0	-	-	-	-	-	-	-	-	-	-	-	-	-	-
Handheld shower (only available with options that have fresh water tank)	-	-	-	-	-	-	-	-	-	-	-	-	0	-	-	-	-	-
Porta potti toilet	-	-	-	-	0	-	-	-	-	-	-	0	-	-	-	-	-	-
Rectangle table (removable)	-	-	-	-	-	-	-	-	-	-	0	-	-	-	-	-	-	-
Round table (removable)	-	-	0	0	0	-	-	0	0	0	-	0	0	0	-	-	0	0
Sunshade for bow – black only	-	-	-	-	-	-	-	-	-	-	-	-	-	-	-	-	-	0

ELECTRICS

3 battery system – includes commissioning of digital switching system	-	-	-	-	-	-	-	-	-	-	-	-	-	-	-	-	-	0
Cabin led strip light	-	-	0	0	0	-	-	0	-	-	-	-	-	-	-	-	-	-
Deck lights Seahawk XL red/white dual colour – mounted on targa	-	-	-	-	-	-	-	0	-	-	-	0	0	0	-	-	0	-
Electric troll motor pre-wire & mount – 24V & 12V (no motor fitment)	-	-	-	-	-	-	-	-	-	-	-	-	-	-	0	0	-	-
Hot water system (12 volt)	-	-	-	-	-	-	-	-	-	-	-	-	-	-	-	-	-	0
Live bait tank lights – blue	-	-	-	-	0	-	-	0	-	-	-	0	-	0	0	0	0	-
Recessed cockpit lighting (pair)	-	-	0	0	0	-	-	0	0	0	-	0	0	0	-	-	0	-
Under gunwale strip lighting white or blue	-	-	-	0	-	-	-	0	0	0	-	-	-	0	-	-	0	-
Underwater lighting (pair)	-	-	-	0	0	0	0	0	0	0	0	0	0	0	0	0	0	0
Wireless charging cradle for mobile phonev	0	0	0	0	0	0	0	0	0	0	0	0	0	0	-	-	0	0

FACTORY FITTED OPTIONS	4855F-CC	4855F-SC	500F	525F	543F	5435F-CC	5435F-SC	545F	550BR	620BR	620BRX	620F	640C	640F	6405F-CC	6405F-SC	680F	7885F
0 = Optional - = N/A																		

FISHING FEATURES

Bait prep board – fibreglass folding includes rod holders	-	-	0	0	0	-	-	-	-	-	-	0	0	0	-	-	0	0
Bait prep board and pole to suit ski pole mount (must be ordered with ski pole)	-	-	-	-	-	-	-	0	0	0	0	-	0	-	-	-	-	-
Deck wash only	0	0	0	0	0	0	0	0	-	-	-	0	0	0	-	-	0	-
Live bait tank (rcd) & deck wash (cde) & fwd live well (cde)	0	0	-	-	-	0	0	-	-	-	-	-	-	-	-	-	-	-
Live bait tank & deck wash – both fitted in casting deck extension	-	-	-	-	-	0	0	-	-	-	-	-	-	-	-	-	-	-
Live bait tank & deck wash – both fitted in rear casting deck	0	0	-	-	-	-	-	-	-	-	-	-	-	-	-	-	-	-
Live bait tank plumbing	-	-	0	0	0	-	-	0	-	-	-	0	0	0	0	0	0	-
Live bait tank/deck wash	-	-	0	0	0	-	-	0	-	-	-	0	0	0	-	-	0	-
Outriggers – 4.5m gunwale mount – fully rigged & reinforced	-	-	-	-	-	-	-	0	-	-	-	0	-	0	-	-	-	-
Outriggers – mounted to T-Top	-	-	-	-	-	-	-	-	-	-	-	-	-	-	0	-	-	0
Outriggers – stainless steel includes 15ft one-piece poles – fully rigged & deck reinforced	-	-	-	-	-	-	-	-	-	-	-	-	-	0	-	-	0	-
Rod rack – suits three rods (stainless steel)	0	0	-	-	-	0	0	-	-	-	-	-	-	-	0	0	-	-
Tackle boxes in side boxes (x2) – fibreglass	-	-	-	-	-	-	-	-	-	-	-	0	-	-	-	-	-	-
Winch kit including drum winch (Viper 1000 Micro Series) – 60m rope & chain, swivel 16lb galv plough anchor	-	-	0	0	0	0	0	-	0	-	-	-	-	-	-	-	-	-
Winch Kit including drum winch (Viper S1000 Rapid Series) – 75m rope & chain, swivel and 20lb galv plough anchor	-	-	-	-	-	-	-	0	-	-	-	0	0	0	0	0	0	-

DISCLAIMER: The Haines Signature is constantly working to build a better product, always check with your Signature dealer as we reserve the right to change specifications, fittings, inventory and prices without notice. Images are for illustration purposes only and may be subject to change.

FACTORY FITTED OPTIONS 0 = Optional - = N/A	4855F-CC	4855F-SC	500F	525F	543F	5435F-CC	5435F-SC	545F	550BR	620BR	620BRX	620F	640C	640F	6405F-CC	6405F-SC	680F	7885F	
GENERAL CONVENIENCE & CONSTRUCTION																			
Alloy T-Top with soft top & six rod rocket launcher – powder coated	-	-	-	-	-	-	-	-	-	-	-	-	-	-	0	-	-	0	
Bow/deck infill under fibreglass casting platform	-	-	-	-	-	-	-	-	-	-	-	-	-	-	-	-	-	0	
Cockpit coamings – upholstered	-	-	-	-	-	0	0	-	-	-	-	-	-	-	-	-	-	-	
Compass – binnacle mount	-	-	-	-	0	-	-	-	-	-	-	0	-	0	-	-	0	-	
Glove box in dash – upgrade to lid with lock	-	-	-	0	-	-	-	0	-	-	-	-	-	-	-	-	-	-	
Gunwale extrusion (aluminium)	0	0	-	-	-	-	-	-	-	-	-	-	-	-	-	-	-	-	
Hard top – FRP with aluminium support & rear flood light (led) – frame powder coated	-	-	-	-	-	-	-	-	-	-	-	-	-	-	-	-	-	0	
Hard top – fully enclosed with fixed side windows and centre roof hatch	-	-	-	-	-	-	-	-	-	-	-	-	-	0	-	-	0	-	
Hard top – second hard top hatch	-	-	-	-	-	-	-	-	-	-	-	-	-	0	-	-	0	-	
Hard top – second rod rack on hard top with five rod holders	-	-	-	-	-	-	-	-	-	-	-	-	-	0	-	-	0	-	
Hard top – stainless steel pull out bimini extension	-	-	-	-	-	-	-	-	-	-	-	-	-	-	-	-	0	-	
Hard top – windscreen wiper – each (port/starboard)	-	-	-	-	-	-	-	-	-	-	-	-	-	0	-	-	0	-	
Hard top – windscreen wiper/washer combo – each (port/starboard)	-	-	-	-	-	-	-	-	-	-	-	-	-	0	-	-	0	-	
Keel guard (fibreglass)	0	0	-	0	0	0	0	0	-	-	-	-	-	-	-	-	-	-	
Remove forward casting platform	-	-	-	-	-	-	-	-	-	-	-	-	-	-	0	0	-	-	
Remove forward casting platform extension	-	-	-	-	-	-	-	-	-	-	-	-	-	-	0	0	-	-	
Rod locker – lockable include upgrade to carpeted – dark grey only	0	0	-	-	-	-	-	-	-	-	-	-	-	-	-	-	-	-	
Roswell CAM RT narrow tower – anodised or black	-	-	-	-	-	-	-	-	0	0	0	-	-	-	-	-	-	-	
Roswell CAM RT sun top	-	-	-	-	-	-	-	-	0	0	0	-	-	-	-	-	-	-	
Roswell Elite ski rack	-	-	-	-	-	-	-	-	0	0	0	-	-	-	-	-	-	-	
Roswell Elite wake rack	-	-	-	-	-	-	-	-	0	0	0	-	-	-	-	-	-	-	
Roswell Elite wake/knee rack	-	-	-	-	-	-	-	-	0	0	0	-	-	-	-	-	-	-	
Roswell mag swivel for CAM RT tower – required for racks/speakers	-	-	-	-	-	-	-	-	0	0	0	-	-	-	-	-	-	-	
Second access hatch in centre console – starboard side	-	-	-	-	-	-	-	-	-	-	-	-	-	-	0	-	-	-	

FACTORY FITTED OPTIONS 0 = Optional - = N/A	4855F-CC	4855F-SC	500F	525F	543F	5435F-CC	5435F-SC	545F	550BR	620BR	620BRX	620F	640C	640F	6405F-CC	6405F-SC	680F	7885F
Timber free construction (Thermo-lite)	0	0	0	0	0	0	0	0	0	0	0	0	0	0	0	0	0	-
Transom step with rail (port only) with ladder	0	0	0	0	0	0	0	0	-	-	-	-	-	-	-	-	-	-
Transom steps with rails (pair) with ladder	0	0	0	0	0	0	0	0	-	-	-	-	-	-	-	-	-	-
Upgrade to enclosed windscreen for hardtop	-	-	-	-	-	-	-	-	-	-	-	-	-	-	-	-	-	0
Vinyl Ester Tie laminate upgrade – recommended for moored boats	-	-	-	-	0	0	0	0	0	0	0	0	0	0	0	0	0	-
HARDWARE FITTINGS																		
13" steering wheel with knob (stainless steel)	-	-	0	0	0	0	0	0	-	-	-	0	-	-	-	-	0	-
Bow eye L&R latch for boat only	-	-	-	-	-	-	-	-	-	-	-	0	0	0	0	0	0	0
Bow eye L&R latch trailer & boat combo	-	-	-	-	-	-	-	-	-	-	-	0	0	0	0	0	0	0
Bow rail – low profile	-	-	-	-	-	-	-	-	0	0	0	-	-	-	-	0	0	-
Bow rail – Split (pair)	-	-	0	0	0	-	-	0	-	-	-	0	-	-	-	-	-	-
Bow roller	0	0	-	-	-	-	-	-	-	-	-	-	-	-	-	-	-	-
Bow roller – hinged	0	0	-	-	-	0	0	-	-	-	-	-	-	-	-	-	-	-
Bow roller and pop up cleats	-	-	-	-	-	-	-	-	0	-	-	-	-	-	-	-	-	-
Cleats – extra fold up (pair)	-	-	-	-	-	0	0	-	-	-	-	-	-	-	-	-	-	-
Cleats – extra pop-up (pair)	-	-	-	-	0	-	-	-	0	-	-	-	0	-	-	-	-	-
Gas strut for hatch (ea)	-	-	0	-	-	0	0	-	-	-	-	-	-	-	0	0	-	-
Grab handle – each (stainless steel)	0	0	-	-	-	-	0	-	-	-	-	-	-	-	-	-	-	-
Phender Pro Signature kit – 4 x receivers & 2 x pins with rope	0	0	-	-	-	-	-	-	-	-	-	-	-	-	-	-	-	-
Side rails – rear corner pair (stainless steel)	0	0	-	-	-	-	-	-	-	-	-	-	-	-	-	-	-	-
Signature stealth kit – black powder coated stainless, windscreen frame, ski pole (if applicable), and black gunwale rubber	-	-	0	0	0	0	0	0	0	0	0	0	0	0	0	0	0	0
Targa – fixed (stainless steel)	-	-	-	0	0	-	-	0	-	-	-	-	-	-	-	-	-	-
Targa – folding (stainless steel)	-	-	-	0	0	-	-	0	-	-	-	0	-	-	-	-	-	-
Targa – premium folding (stainless steel)	-	-	-	-	-	-	-	-	-	-	-	0	0	0	-	-	0	-

FACTORY FITTED OPTIONS	4855F-CC	4855F-SC	500F	525F	543F	5435F-CC	5435F-SC	545F	550BR	620BR	620BRX	620F	640C	640F	6405F-CC	6405F-SC	680F	7885F
Windscreen grab rail (stainless steel)	-	-	0	-	-	-	-	-	0	0	0	0	0	0	-	-	0	-
Windscreen poly with stainless steel support	0	0	-	-	-	-	-	-	-	-	-	-	-	-	-	-	-	-
Windscreen upgrade to stainless steel support	-	-	-	-	-	-	0	-	-	-	-	-	-	-	-	0	-	-
SEATING & UPHOLSTERY																		
Aft lounge drop down	-	-	-	-	-	-	-	-	-	-	-	-	-	-	-	-	-	0
Aft lounge folding	-	-	-	0	0	-	-	0	-	-	-	-	-	-	-	-	0	-
Bunk cushions and panels – upgrade to macro suede	-	-	-	-	0	-	-	-	-	-	-	0	0	0	-	-	0	-
Bunk infill and cushion	-	-	0	0	0	-	-	0	-	-	-	0	0	0	-	-	0	-
Ceiling lining – full cabin	-	-	-	-	0	-	-	-	-	-	-	0	-	0	-	-	0	-
Cushion – Aft outboard well	0	0	-	-	-	-	-	-	-	-	-	-	-	-	-	-	-	-
Cushion – Fwd casting platform	0	0	-	-	-	-	-	-	-	-	-	-	-	-	-	-	-	0
Cushion – Fwd casting platform extension	0	0	-	-	-	-	-	-	-	-	-	-	-	-	-	-	-	-
Cushions – Aft corner seating & back rest	-	-	-	-	-	0	0	-	-	-	-	-	-	-	0	0	-	-
Leaning post with cushion (bow)	-	-	-	-	-	0	0	-	-	-	-	-	-	-	0	0	-	-
Port back to back seating with storage below incl galley, freshwater tank, stove, cupboards, icebox and plumbing	-	-	-	-	-	-	-	-	-	-	-	-	0	-	-	-	-	-
Seating – custom colour upholstery upgrade	-	-	-	-	-	0	-	-	-	-	-	-	-	-	0	-	-	-
Seating – Extra rod storage on centre console seat	-	-	-	-	-	0	-	-	-	-	-	-	-	-	-	-	-	-
Seating – Upgrade passenger bucket to full rear face bench seat	-	-	-	-	-	-	-	-	-	0	-	-	-	-	-	-	-	-
Seating – Upgrade to FRP seat box riser with access hatch (ea)	-	-	-	0	0	-	-	0	-	-	-	-	0	-	-	-	-	-
Seating – Upgrade to FRP seat box riser with tackle cupboard (ea)	-	-	-	-	-	-	-	-	-	-	-	0	0	0	-	-	0	-
Seating – Upgrade to stainless steel risers with esky below (ea)	-	-	-	-	-	-	-	-	-	-	-	0	0	0	-	-	0	-
Seating – Upgrade to stainless steel risers with esky below (ea) – kill tank opening with hinged lid	-	-	-	-	0	-	-	0	-	-	-	-	-	-	-	-	-	-
Seating – Upgrade to THG bolster buckets seats (ea)	-	-	0	0	0	-	-	0	-	-	-	-	-	-	-	-	-	-

FACTORY FITTED OPTIONS	4855F-CC	4855F-SC	500F	525F	543F	5435F-CC	5435F-SC	545F	550BR	620BR	620BRX	620F	640C	640F	6405F-CC	6405F-SC	680F	7885F
SPORTS FEATURES																		
Bow infill & cushion with air dam	-	-	-	-	-	-	-	-	-	0	0	-	-	-	-	-	-	-
Bow tonneau	-	-	-	-	-	-	-	-	0	0	0	-	-	-	-	-	-	-
Ski pole	-	-	0	0	-	-	-	0	0	0	0	-	0	-	-	-	-	-
STEERING & RIGGING																		
Electronic power steering system install for single OBM	-	-	-	-	-	-	-	-	-	-	-	-	-	-	-	-	-	0
Electronic power steering system install for twin OBM – including transom plate	-	-	-	-	-	-	-	-	-	-	-	-	-	-	-	-	-	0
Steering – upgrade hydraulic to tilt hydraulic steering	0	0	-	-	-	0	0	-	0	-	-	0	0	0	-	-	-	-
Steering – upgrade mechanical to hydraulic steering	-	-	0	0	0	-	-	0	-	-	-	-	-	-	-	-	-	-
Steering – upgrade mechanical to tilt hydraulic steering	-	-	0	0	0	-	-	0	-	-	-	-	-	-	-	-	-	-
Steering – upgrade to twin engine hydraulic steering – req as min for twin outboard	-	-	-	-	-	-	-	-	-	-	-	-	-	-	-	-	-	0
Trim tabs – Lectrotab 12x12 stainless steel plates with standard switch	-	-	-	-	-	-	-	-	-	-	-	-	-	-	-	-	0	-
Trim tabs – Lectrotab 12x9 stainless steel plates with standard switch	-	-	-	-	-	0	0	-	-	-	-	0	-	0	-	-	-	-
Trim tabs – upgrade to LED switch with auto-retract	-	-	-	-	-	0	0	-	-	-	-	0	-	0	0	0	0	0
SFX - Bow rider Lounge - Replaces FWD Casting Deck																		
BOW LOUNGE SECTION BACKRESTS AND CUSHIONS (640SFX BADGING)	-	-	-	-	-	-	-	-	-	-	-	-	-	-	0	-	-	-
TABLE - TRIANGLE REMOVABLE (640SFX ONLY)	-	-	-	-	-	-	-	-	-	-	-	-	-	-	0	-	-	-
SEATING - CUSHION - FWD CASTING PLATFORM EXTENSION	-	-	-	-	-	-	-	-	-	-	-	-	-	-	0	-	-	-

HAINES *Signature*™



sig-options-02-22

140 Viking Drive, Wacol QLD 4076 • info@thehainesgroup.com

hainessignature.com.au